

## 4. Make a flute

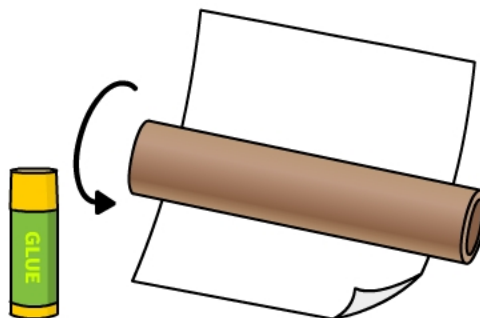
### You need:

- A cardboard tube
- Tissue paper
- An elastic band
- A pencil

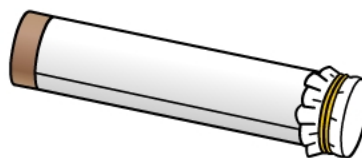
### More ideas:

- Take 4 glass bottles. Fill the bottles with different quantities of water. Now blow across the top of the bottles. Do the bottles make different sounds?
- Now tap the bottles with a pencil or a spoon. Which bottle makes the highest sound?

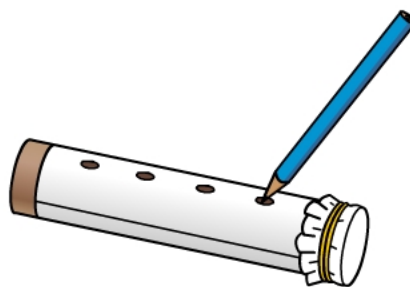
1. Glue the tissue paper around the sides of the tube.



2. Cover one end of the tube with a small piece of tissue paper and hold it in place with the elastic band.



3. Carefully make 4 holes down one side of the tube with a pencil.



4. Play your flute!

