


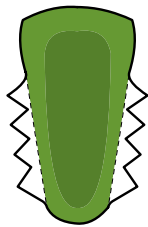




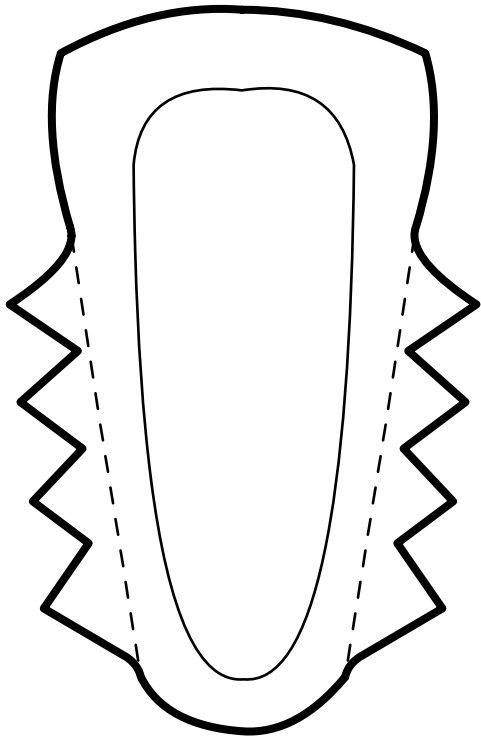


Crocodile Puppet



Instructions

- Colour the crocodile's head and jaw.
- Cut out the crocodile's head and jaw and glue onto card.
- Cut out the crocodile's tongue and glue onto the crocodile's jaw.
- Glue the top and the bottom to a peg.
- When the peg is dry press the peg to open and close the crocodile's mouth.